

Cosmic 927R / 927RX / 927RX-WL

Stripping machine

komax WIRE



THE WAY TO MAKE IT | WITH A TWIST

The rotating blade heads of the Cosmic 927 series provide the perfect solution for processing demanding insulation.

Each model in the series has a specific area of application: The Cosmic 927R processes a large range of insulation materials. The 927RX shows its true strength with thin or bonded types of insulation. The 927RX-WL accommodates the biggest stripping length.

Area of application

The stripping machines process conductors with outside diameters of 0.25 to 5.3 mm or a cross section of 0.013 to 6 mm² (AWG 36 to 10). The machines can be used for full and partial pull-off on individual conductors or on inner conductors of multi-core cables.

Cosmic 927R: This model has a rotating blade head featuring two blades. It processes a large range of insulation. The Cosmic 927R is especially suited to handling a great diversity of products made in small to medium quantities.

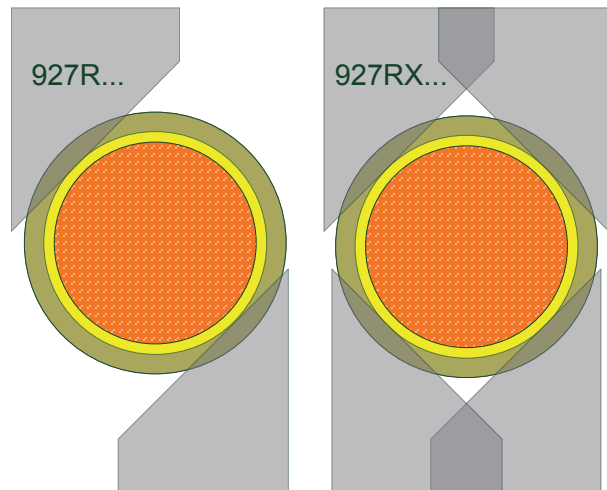
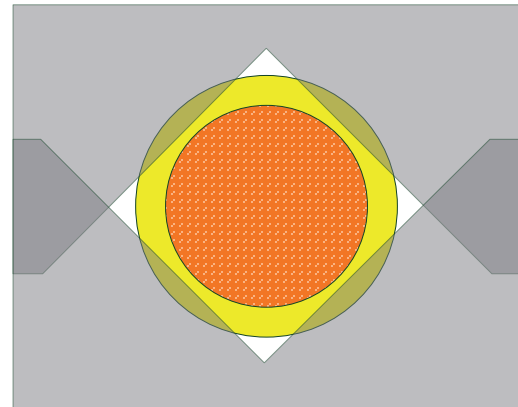
Cosmic 927RX: This model is ideal for processing thin and bonded types of insulation (e.g. thin Teflon insulation). These types of insulation require a high pull-off force. The Cosmic 927RX has a special rotating blade head for this purpose fitted with linearly guided quadruple blades. The quadruple blades centre the cable precisely and transmit the big pull-off forces needed.

927RX-WL: This model is designed for big stripping lengths of up to 100 mm. It is based on the proven principle of the Cosmic 927R.

Rotating stripping

Rotating blades provide major advantages for stripping:

- The blades cut through the insulation and down to a thin ring around the conductor. That means the remaining area to be pulled off is small and the pull-off force is lower.
- The cut surface is smooth and free of lines or ridges.
- The blades displace the insulation uniformly; conductor tips are not bent.
- The same blade processes the widest variety of insulation and cross sections. Blade changes are eliminated and conversion times are reduced.



▲ **Cosmic 927** Comparison of uncut area (yellow)



▲ **Cosmic 927R** Initiation with conductor sensor

Twisting for better further processing

Splayed conductor ends disrupt further processing. The twisting function in the Cosmic devices prepares the cable in an optimum way for being handled during assembly or tinning.


The strand end can be twisted to the right or left during insulation pull-off. Twisting plates are available as an option for even more intensive twisting.

Your benefits:

- For processing demanding conductors
- Smooth cut surface
- Twisting function
- Easy to operate
- Light and portable

Options

- Flat grippers (for pressure-sensitive conductors)
- Thin flat grippers (for short insert lengths ≥ 9 mm)
- Diamond-coated grippers (e.g. for Teflon)
- Thin, flat diamond-coated grippers (≥ 9 mm, e.g. for Teflon)
- 927RX carbide blades
- Twisting plates
- Foot-operated switch
- Air blow cleaning 927R



Models

Stripping machine	Cosmic 927R	Cosmic 927RX	Cosmic 927RX-WL
Stripping length	1–25 mm (0.04–1 in.)	1.5–25 mm (0.06–1 in.)	1.5–100 mm (0.06–3.9 in.)
Minimal insert length: L (non-metallic sheathed cables with outside diameter ≤ 7.5 mm / 0.3 in.)	L+Stripping length L depends on gripper type: Standard: L=14 mm/0.55 in. Thin: L=12 mm/0.47 in. Thin and flat: L=9 mm/0.35 in.	L+Stripping length L depends on gripper type: Standard: L=14 mm/0.55 in. Thin: L=12 mm/0.47 in. Thin and flat: L=9 mm/0.35 in.	L+Stripping length L depends on gripper type: Standard: L=14 mm/0.55 in. Thin: L=12 mm/0.47 in. Thin and flat: L=9 mm/0.35 in.
Number of blades / material	2 / carbide	4 / tool steel Option: carbide	4 / tool steel Option: carbide
Blow-out jet	Option	Standard	Standard
Application	Standard	For thin or hard-to-strip cable	Stripping length up to 100 mm

Technical data

Outside diameter of the conductor	0.25 mm–5.3 mm	0.01 in.–0.2 in.
Conductor cross section	0.013 mm ² –6 mm ²	AWG36–10
Partial / full pull-off length	2–25 mm	0.8–1 in.
Cycle time	> 1.5 seconds	
Production rate	About 800–1200 pcs/h (depending on conductor and setting)	
Electrical connection	1 × 100–240 V 50/60 Hz 60 VA	
Pneumatic connection (operated with blow-out jet)	5–7 bar	73 psi–102 psi
Dimensions (W × H × D)	131 × 218 × 400 mm	5.16 × 8.6 × 15.75 in.
Weight	8.4 kg	18.5 lbs
CE conformity	Complies with the EC directives on machine safety and electromagnetic compatibility	
RoHS	Complies with the Restriction of Hazardous Substances Directive (RoHS)	

In case of doubt, we recommend that you have samples made of the conductors before making a purchase.

For more information about our product:



www.komaxwire.com

Komax Wire is a division of Komax Holding AG, Switzerland.

THE WAY TO MAKE IT

komax WIRE